


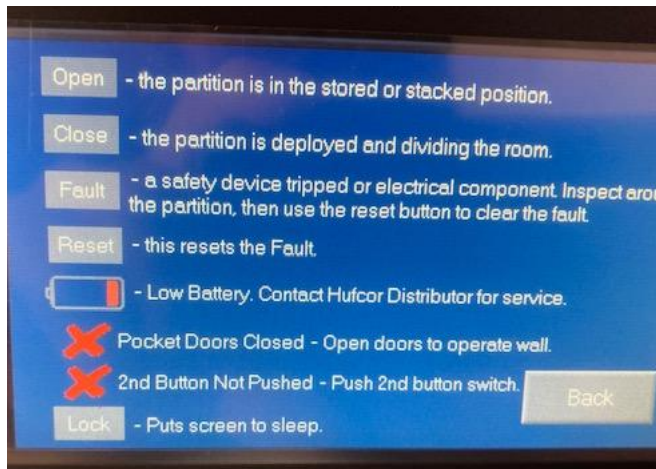
Founders Hall Folding Partition – To Open (Deploy)



Pocket Doors Hufcor Control Panel



Hufcor Control Button



Definitions

Two people are needed to operate the doors for safety.

The password is 2222.

Control Panel - located on the southwest wall of the door pocket.

Hufcor Control Button - located on the northwest side of the door frame.

Open the Pocket Doors – manual operation: This is a bifold door. Rotate both locking mechanisms counter clockwise until the doors release. Pull the doors open and fold to the side. The locking mechanism shows the direction of the rotation to close and open.

Loud clunking noise while deploying the partition is normal.

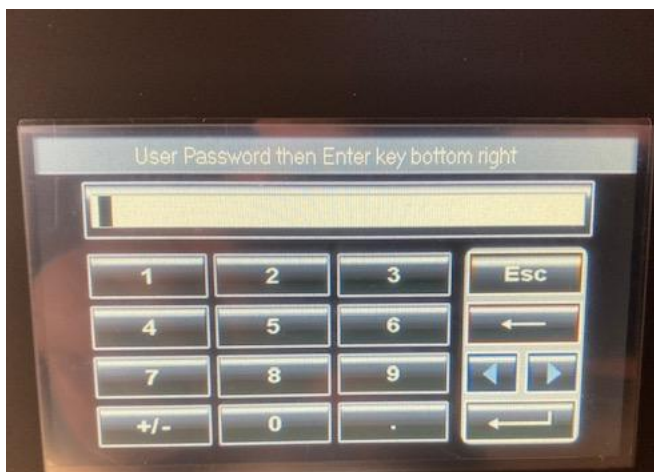
Founders Hall Folding Partition – To Close (Deploy)



Touch Password Button



Touch Close Button



Enter Password

Person A

Tap the Control Panel.

“**Touch to Enter Password**” will display. Press the **Password** button.

Enter the password **2222**.

The **Operation** screen will display.

Touch and hold the virtual **Close** button on the Control Panel while Person B is pressing the **Hufcor Control Button**.

Person B

Press and hold the **Hufcor Control Button** while Person A is touching and holding the virtual **Close** button on the Control Panel.

The partitions will begin to deploy. Deployment will take several minutes. The panels will lock into place. There will be some mechanical locking noise during this process.

Person A and Person B must continue to hold their respective buttons until the partition is fully deployed and locked in place.

Founders Hall Folding Partition – To Open (Retract)



Touch Password Button



Touch Open Button



Enter Password

Person A

Tap the Control Panel.

“**Touch to Enter Password**” will display. Press the **Password** button.

Enter the password **2222**.

The **Operation** screen will display.

Touch and hold the virtual **Open** button on the Control Panel while Person B is pressing the **Hufcor Control Button**.

Person B

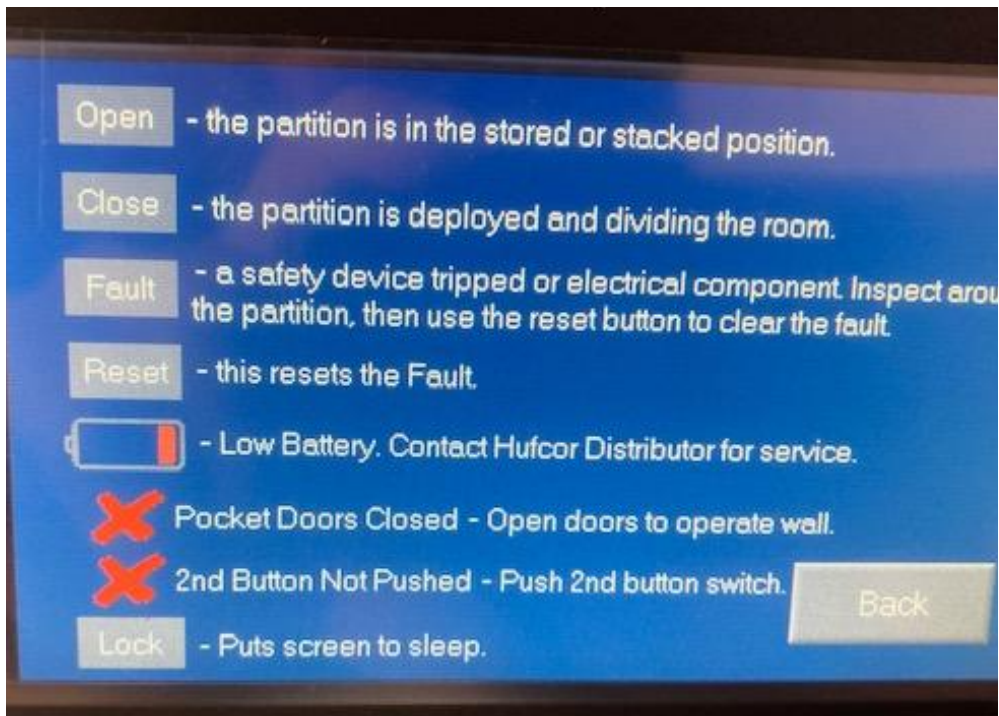
Press and hold the **Hufcor Control Button** while Person A is touching and holding the virtual **Open** button on the Control Panel.

The partitions will begin to retract. Deployment will take several minutes. The panels will lock into place. There will be some mechanical locking noise during this process.

Person A and Person B must continue to hold their respective buttons until the partition is fully deployed and locked in place.

Founders Hall Folding Partition – To Open (Retract)

Open the Pocket Doors – manual operation, this is a bifold door. Close the doors, pushing them into place. Rotate both locking mechanisms clockwise until the doors lock into place. The locking mechanism shows the direction of the rotation to close and open.



Fault – If a fault is displayed, remove any obstructions that could hinder the deployment of the partition and touch the reset button on the control panel.

For Service contact:

L2 Specialties, Inc.
3613 W. MacArthur Blvd., Suite 611
Santa Ana Ca, 92704
714.979.5507
Scott Lange
info@l2specialties.com